


Reception Home Learning Spring 2 Week 2




Here is the curriculum home learning for this week. Please upload the piece of work with a  symbol to Tapestry for the teacher to see as a priority.

Home learning is planned to:

- be as close to our school learning as possible
- be manageable at home
- build from the previous week's learning



NEW:

Please can you draw a face at the bottom of your work to show how difficult you found it so that your teacher knows if they need to change your work:

-  This was about right for me
-  A bit too hard
-  Much too hard



Please complete these subjects during the week.

PSED Explanation video	<p>Understanding the importance of exercise.</p> <p>Draw all the different ways that you exercise. This might be inside or outside. Think about why exercise might be important. How does it keep your body and brain healthy? Create your own workout for someone at home to do. Remember to include and warm up and some stretches at the beginning and end.</p>
Physical Development Explanation video 	<p>Healthy Eating Little Red Riding Hood has decided to make a healthy meal for her Grandma to help make her better. Watch: Healthy Eating Video Design a healthy meal using the different parts of the plate that you saw in the video. Explain what would not be healthy and why.</p>
UTW Explanation video 	<p>This week we are predicting the changes we might observe when we plant sunflower seeds.</p> <p>Little Red Riding Hood wants to plant some sunflowers to give to her Grandma to make her feel better. Think: What does a seed will need to grow? Predict: what changes will happen if the seed has all of these things. Observe: The seed we planted this week. Draw a picture of what it looks like now. Write a sentence to match.</p>
PE	<p>Warm up: Jungle book- Super skippers</p> <ul style="list-style-type: none"> • Let's get dancing, follow the video here to get your heart beating faster and your muscles stronger and longer - Enjoy! <p>Physical Activity: Sock ball Challenge</p> <ul style="list-style-type: none"> • Adults you will need to help your child. Find an adult pair of socks and watch the video here to make the ball.


- Now for the Sock Ball Challenge! Get ready to have some fun. Watch the video [here](#) to see all the ways we can use our creation. Some are challenging so don't give up and try your best. Good luck!

Dance: Chinese New Year's

- Celebrate Chinese New Year 2021 dancing through the streets as a Chinese dragon. What dragon are you - fire, strong and powerful? Why not find some ribbon to make your own dancing dragon.
- Follow the video [here](#) for more ideas and the music.

Click on the book to hear a story from Ms. Latour.

**Story time
with
Ms. Latour**



Monday


1st March 2021

<p>English 8.30am See link on Parentmail Explanation Video</p>	<p>WALT: know the beginning, middle and end of a story Key Texts: Little Red Riding Hood</p> <p>Listen to Little Red Riding Hood Join in with the repeated phrases and actions. Draw a story mountain to show the events of the story. See this story mountain example. Write some key words or phrases for each part of the story.</p>															
<p>Maths 10am See link on Parentmail Explanation Video</p>	<p>Video link Understanding zero</p> <p>Please click on the link above, then follow the instructions to complete the independent activity at home.</p>															
<p>Phonics RAB, RT and RC Live explanation at See link on Parentmail RKB and RZ Live explanation at See link on Parentmail</p>	<p>WALT: read and write the word 'said'</p> <p>Watch this video introducing our new Word to Learn: said Look for this word in your books at home and practice reading it by sight. Write this word in a sentence to show what these characters were saying.</p>															
<p>Reading</p>	<p>Please check with your class teacher if you are unsure of your child's reading day.</p> <table border="1" data-bbox="523 1335 1326 1536"><tr><td>RAB</td><td>2pm</td><td>See link on Parentmail</td></tr><tr><td>RC</td><td>2pm</td><td>See link on Parentmail</td></tr><tr><td>RT</td><td>2pm</td><td>See link on Parentmail</td></tr><tr><td>RKB</td><td>11.30am</td><td>See link on Parentmail</td></tr><tr><td>RZ</td><td>11.30am</td><td>See link on Parentmail</td></tr></table>	RAB	2pm	See link on Parentmail	RC	2pm	See link on Parentmail	RT	2pm	See link on Parentmail	RKB	11.30am	See link on Parentmail	RZ	11.30am	See link on Parentmail
RAB	2pm	See link on Parentmail														
RC	2pm	See link on Parentmail														
RT	2pm	See link on Parentmail														
RKB	11.30am	See link on Parentmail														
RZ	11.30am	See link on Parentmail														
<p>Independent Curriculum</p>	<p>Choose one subject from the curriculum plans to complete today if you are not reading with your teacher:</p> <ul style="list-style-type: none">• Personal, Social and Emotional Development• Expressive Arts and Design• Music• PE• Understanding the World															

Tuesday
2nd March 2021

<p>English 8.30am See link on Parentmail Explanation Video</p>	<p>WALT: retell a story Key texts: Little Red Riding Hood</p> <p>Listen and join in with Little Red Riding Hood Look at your story mountain from yesterday. Retell the story using the story mountain to act out the beginning, middle and end.</p>															
<p>Maths 10am See link on Parentmail Explanation Video</p>	<p>Video link Combining two groups</p> <p>Please click on the link above, then print out the worksheet to complete the independent activity at home.</p>															
<p>Phonics RAB, RT and RC Live explanation at 11.30am See link on Parentmail RKB and RZ Live explanation at 2pm See link on Parentmail</p>	<p>WALT: know the 'ear' trigraph Watch this video introducing the new 'ear' trigraph. Write the 'ear' digraph and words with this trigraph in to match these pictures. Write some sentences with your 'ear' words remembering to spell the 'ear' sound correctly.</p>															
<p>Reading</p>	<p>Please check with your class teacher if you are unsure of your child's reading day.</p> <table border="1" style="margin-left: auto; margin-right: auto;"> <tr> <td>RAB</td> <td>2pm</td> <td>See link on Parentmail</td> </tr> <tr> <td>RC</td> <td>2pm</td> <td>See link on Parentmail</td> </tr> <tr> <td>RT</td> <td>2pm</td> <td>See link on Parentmail</td> </tr> <tr> <td>RKB</td> <td>11.30am</td> <td>See link on Parentmail</td> </tr> <tr> <td>RZ</td> <td>11.30am</td> <td>See link on Parentmail</td> </tr> </table>	RAB	2pm	See link on Parentmail	RC	2pm	See link on Parentmail	RT	2pm	See link on Parentmail	RKB	11.30am	See link on Parentmail	RZ	11.30am	See link on Parentmail
RAB	2pm	See link on Parentmail														
RC	2pm	See link on Parentmail														
RT	2pm	See link on Parentmail														
RKB	11.30am	See link on Parentmail														
RZ	11.30am	See link on Parentmail														
<p>Independent Curriculum</p>	<p>Choose one subject from the curriculum plans to complete today if you are not reading with your teacher:</p> <ul style="list-style-type: none"> • Personal, Social and Emotional Development • Expressive Arts and Design • Music • PE • Understanding the World 															

Wednesday
3rd March 2021

<p>English 8.30am See link on Parentmail Explanation Video</p> 	<p>WALT: write the beginning of a story Key texts: Little Red Riding Hood</p> <p>Listen and join in with Little Red Riding Hood</p> <p>Write the beginning of this story- from 'Once upon a time..' until Little Red Riding Hood arrives at her Grandma's House. See the picture prompts to support with writing.</p> <p>Remember to use lots of story language!</p>															
<p>Maths 10am See link on Parentmail</p>	<p>Video link Combining two groups including zero</p>															
<p>Explanation Video</p>	<p>Please click on the link above, then print out the worksheet to complete the independent activity at home.</p>															
<p>Maths RAB, RT and RC Live explanation at 11.30am See link on Parentmail</p> <p>RKB and RZ Live explanation at 2pm See link on Parentmail</p>	<p>Video link Counting on with manipulatives</p> <p>Please click on the link above, then print out the worksheet to complete the independent activity at home.</p>															
<p>Explanation video</p>	<p>Please click on the link above, then print out the worksheet to complete the independent activity at home.</p>															
<p>Reading</p>	<p>Please check with your class teacher if you are unsure of your child's reading day.</p> <table border="1" style="width: 100%; border-collapse: collapse; text-align: center;"> <tr> <td>RAB</td> <td>2pm</td> <td>See link on Parentmail</td> </tr> <tr> <td>RC</td> <td>2pm</td> <td>See link on Parentmail</td> </tr> <tr> <td>RT</td> <td>2pm</td> <td>See link on Parentmail</td> </tr> <tr> <td>RKB</td> <td>11.30am</td> <td>See link on Parentmail</td> </tr> <tr> <td>RZ</td> <td>11.30am</td> <td>See link on Parentmail</td> </tr> </table>	RAB	2pm	See link on Parentmail	RC	2pm	See link on Parentmail	RT	2pm	See link on Parentmail	RKB	11.30am	See link on Parentmail	RZ	11.30am	See link on Parentmail
RAB	2pm	See link on Parentmail														
RC	2pm	See link on Parentmail														
RT	2pm	See link on Parentmail														
RKB	11.30am	See link on Parentmail														
RZ	11.30am	See link on Parentmail														
<p>Independent Curriculum</p>	<p>Choose one subject from the curriculum plans to complete today if you are not reading with your teacher:</p> <ul style="list-style-type: none"> Personal, Social and Emotional Development Expressive Arts and Design Music PE Understanding the World 															

World Book Day Lesson 1


8.30am

See link on Parentmail

[Explanation Video](#)

World Book Day explore and present: Make your own page/s of a picture book!

Today is World Book Day and our book of the day is by **Christian Robinson**. Listen here to his book [You matter](#).



To celebrate World Book Day, you are going to **make** your own page/s of a picture book! This will be based on *You Matter* by Christian Robinson.

You can watch this [Art video](#) by Ms Green and this [ICT video](#) by Mr Lynch to learn techniques to use in your picture book, or you can think of other ways of presenting your ideas. Be as creative as you can!

Some resources to help you:

- The large paper and coloured collage paper in the home learning take home packs.
- The PDF attachment of *You matter* without pictures
- An iPad or laptop if using ICT

World Book Day Lesson 2

10am

See link on Parentmail

[Explanation Video](#)

WALT: talk about Authors and books

Christian Robinson is the Author of our World Book Day book *You Matter*.

Read to find out about Christian Robinson and his process when making picture books [here](#).

Listen to some other stories by Christian Robinson:

[Last Stop on Market Street](#)

[Another](#)

Discuss: What do you like about each story? Are there any similarities or differences between Christian Robinson's different books? What do you like about them? Can you think of any books by different Authors or illustrators that are similar?

World Book Day Lesson 3

RAB, RT and RC

Live

explanation at 11.30am

See link on Parentmail

RKB and RZ Live explanation at 2pm

[Explanation Video](#)



Listen to [Rain](#) by Christian Robinson


Watch this [Gratitude video](#) from Christian Robinson's Making Space channel.

Finish your picture book page and upload to Tapestry. Be ready to bring them into school next week to share.

Challenge – can you add extra words and pages to the book?

Reading	Please check with your class teacher if you are unsure of your child's reading day.		
	RAB	2pm	See link on Parentmail
	RC	2pm	See link on Parentmail
	RT	2pm	See link on Parentmail
	RKB	11.30am	See link on Parentmail
	RZ	11.30am	See link on Parentmail
Independent Curriculum	Choose one subject from the curriculum plans to complete today if you are not reading with your teacher:		
	<ul style="list-style-type: none"> • Personal, Social and Emotional Development • Expressive Arts and Design • Music • PE • Understanding the World 		

Friday
5th March 2021

<p>English 8.30am See link on Parentmail Explanation Video</p> 	<p>WALT: a list Key texts: Little Red Riding Hood</p> <p>Listen and join in with Little Red Riding Hood Little Red Riding Hood wants to go shopping for some things to cheer her poorly Grandma up.</p> <p>Write a list of all of these things Little Red Riding Hood wants to buy.</p> <p>Challenge: add adjectives and detail to make your ideas more exciting.</p>															
<p>Maths 10am See link on Parentmail</p> <p>Explanation Video</p>	<p>Video link Counting on with a number track</p> <p>Please click on the link above, then print out the worksheet to complete the independent activity at home.</p>															
<p>Talking Together</p>	<table border="1" style="margin-left: auto; margin-right: auto;"> <tr><td>RAB</td><td>11.30am</td><td>See link on Parentmail</td></tr> <tr><td>RC</td><td>11.30am</td><td>See link on Parentmail</td></tr> <tr><td>RT</td><td>11.30am</td><td>See link on Parentmail</td></tr> <tr><td>RKB</td><td>2.00pm</td><td>See link on Parentmail</td></tr> <tr><td>RZ</td><td>2.00pm</td><td>See link on Parentmail</td></tr> </table>	RAB	11.30am	See link on Parentmail	RC	11.30am	See link on Parentmail	RT	11.30am	See link on Parentmail	RKB	2.00pm	See link on Parentmail	RZ	2.00pm	See link on Parentmail
RAB	11.30am	See link on Parentmail														
RC	11.30am	See link on Parentmail														
RT	11.30am	See link on Parentmail														
RKB	2.00pm	See link on Parentmail														
RZ	2.00pm	See link on Parentmail														
<p>Reading</p>	<p>Please check with your class teacher if you are unsure of your child's reading day.</p> <table border="1" style="margin-left: auto; margin-right: auto;"> <tr><td>RAB</td><td>2pm</td><td>See link on Parentmail</td></tr> <tr><td>RC</td><td>2pm</td><td>See link on Parentmail</td></tr> <tr><td>RT</td><td>2pm</td><td>See link on Parentmail</td></tr> <tr><td>RKB</td><td>11.30am</td><td>See link on Parentmail</td></tr> <tr><td>RZ</td><td>11.30am</td><td>See link on Parentmail</td></tr> </table>	RAB	2pm	See link on Parentmail	RC	2pm	See link on Parentmail	RT	2pm	See link on Parentmail	RKB	11.30am	See link on Parentmail	RZ	11.30am	See link on Parentmail
RAB	2pm	See link on Parentmail														
RC	2pm	See link on Parentmail														
RT	2pm	See link on Parentmail														
RKB	11.30am	See link on Parentmail														
RZ	11.30am	See link on Parentmail														
<p>Independent Curriculum</p>	<p>Choose one subject from the curriculum plans to complete today if you are not reading with your teacher:</p> <ul style="list-style-type: none"> • Personal, Social and Emotional Development • Expressive Arts and Design • Music • PE • Understanding the World 															

Resources

Understanding of the world

[Back to plan](#)



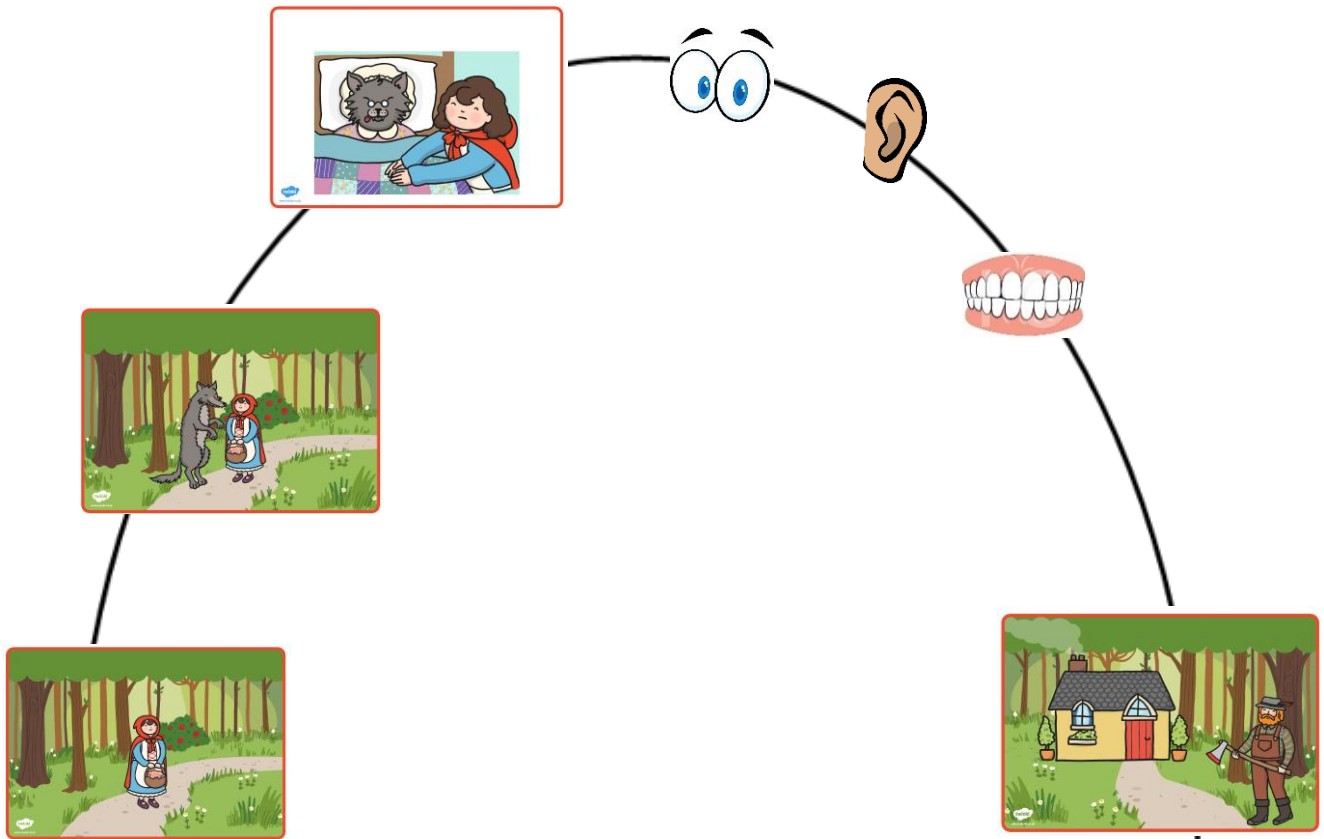
Monday – English: Sequence a story

[Back to plan](#)

01.03.21



WALT- Know the beginning, middle and end of a story

Independent




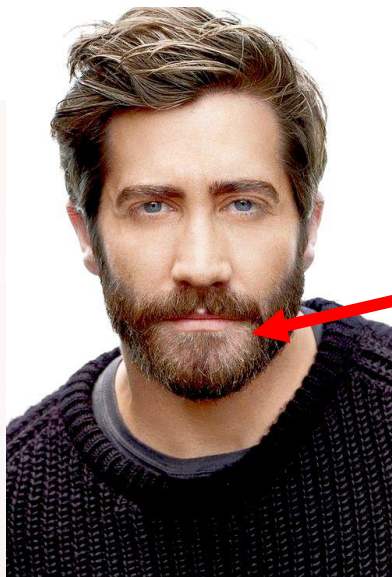
Monday – Phonics: Read and write the word 'said'

[Back to plan](#)



Tuesday – Phonics: 'ear' trigraph

[Back to plan](#)



Wednesday – English: Write the beginning of a story

[Back to plan](#)













MARCH 2021 ISSN 0756-055X • VOL. 77, NO. 6

SCHOLASTIC

NEWS

EDITION 2

LAST STOP ON MARKET STREET

WRITTEN BY MITI DE LA PERA
PICTURED BY CHRISTIAN ROBINSON

He is also an author. He writes the words in books too!

Meet Christian Robinson!

He is an **illustrator**. He made the pictures for this book. How did he do it?

Inside Christian's Studio

Read about where Christian works. Find and **click** on the items!

Christian uses many art supplies. Can you find his **lucky pencil**, **scissors**, and **paper fish**?

He takes breaks for snacks! Can you find his **apple core** and **tea mug**?

He doesn't work alone. His dog Baldwin is with him—and so are some other animals! Can you find Baldwin's **green turtle toy**, the **neighbor's cat**, and Christian's **spider friend**?





Telling Stories With Pictures

Christian works in a studio in his garage.

As You Read

Think about the steps Christian takes to make a book.

Christian Robinson loved making pictures. One day, he painted a picture of himself and his grandma. He put it on his website. He didn't think anyone would look at it.

But someone did! A man saw it. He worked for a book company. He loved the picture! The man asked Christian if he would like to illustrate a new book. Christian was excited. He loved to tell stories with pictures. He said he would do it!

2

From Words to Pictures

An author wrote the words for the new book. He loved Christian's painting too. So he wrote his story about it! The story was about a boy named C.J. and his grandma. They took a long bus ride, and C.J. asked questions about all the things they saw.

Christian read the words and thought a lot about the story. Now it was his job to tell the story with his pictures.

First, he used his **imagination**. He asked himself, "What is C.J. like? What clothes does he wear? Where does he live?" Christian

wanted his pictures to answer these questions for the readers.

Next, he drew his ideas. He made rough drawings on little sticky notes. He planned out what would go on each page. He didn't get every drawing right on the first try, but he didn't get upset. "It's OK to make mistakes!" he says.

Then, he made bigger pictures. He added color to them. He used paint and shapes he cut out of colorful paper. That type of art is called **collage**. Christian worked on his collages for months.

Finally, he was done! He had told the story with his pictures. The words and pictures came together to make a beautiful book called *Last Stop on Market Street*. It won a Caldecott Honor! That's a really big award for picture book art.

Love and Joy

Christian has illustrated 16 books now. He has also written words for a book. He loves making books for kids. He says, "If it brings you joy or if you like doing it, keep doing it!"

—by Blair Rainsford

How Christian Does It



1 First, he uses his imagination. He thinks about the story he wants to tell.



2 Next, he makes rough drawings called sketches. He draws them on sticky notes.



3 Then, he makes bigger pictures. He adds color and makes collages.

3

Back to plan

Friday – English: Write a list

[Back to plan](#)







