


Year 2 Home Learning Spring 2 Week 2


Here is the curriculum home learning for this week. Please upload the piece of work with a  symbol to Seesaw for the teacher to see as a priority.


Home learning is planned to:

- be as close to our school learning as possible
- be manageable at home
- build from the previous week's learning





During the week, you will need to complete these subjects when you are not reading with your teacher:



<p>Spelling Phonics</p> 	<p>Click here to watch this week's spelling lesson (words ending in -tion)</p> <p>Spelling resources – Try ** first then move to * if this is too challenging, or *** if you would like more of a challenge.</p> <p>*spelling resource 1</p> <p>**spelling resource 2</p> <p>***spelling resource 3</p> <p>You can find additional Phonics and spelling resources by clicking on the following links (free resources):</p> <p>https://www.lettersandsounds.org.uk/for-home/year-1</p> <p>https://www.phonicsplay.co.uk/resources</p>
<p>Words to learn</p>	<p>Practise reading and spelling these words.</p> <ul style="list-style-type: none"> • grass • after • past • class • pass • plant <p>Write them in sentences. Use the spelling grid to help you.</p>
<p>PSCHE</p> <p>Explanation video</p>	<p>Safer Internet Week- Can we trust everyone we speak to online?</p> <ul style="list-style-type: none"> • Think – Can we trust everyone we speak to online? • Listen to the story Digi Duck's Famous Friend • Activity – Try to remember the events in the story to answer the questions below (PSHCE resource 1). You could write, record a video or voice record your answers.
<p>Geography</p> <p>Explanation video</p>	<p>What is our local high street like?</p> <ul style="list-style-type: none"> • Look at these photographs of your local high street. See geography resource 1 and find the high street closest to your school. Write down a list of what you see. For example, bus stops, cafes, hairdressers etc. • Sort your list under the correct headings: shops, food, services (an activity that fulfils a human want or need), houses, and transport. See geography resource 2 to support you with this. • Look at the photographs of the local high street of another school using geography resource 1 and discuss what you see on their high street. Discuss whether they are similar or different and why.

Art	Art will be part of World Book Day on Thursday this week.
PE	<p>Warm up: Jungle Book- Super skippers</p> <ul style="list-style-type: none"> Let's get dancing, follow the video here to get your heart beating faster and your muscles stronger and longer - Enjoy! <p>Physical Activity: Sock Ball Challenge</p> <ul style="list-style-type: none"> Let's make a sock ball! Ask an adult to help you find a pair of adult socks to use and watch the video here to make the ball. Now onto our challenge. Get ready to have some fun with using the sock ball in a number of activities. Follow the challenges here. Good luck and enjoy! <p>Dance: Chinese New Year's</p> <ul style="list-style-type: none"> Celebrate Chinese New Year 2021 dancing through the streets as a Chinese dragon. What dragon are you - fire, strong and powerful? Why not find some ribbon to make your own dancing dragon. Follow the video here for more ideas and the music. Have fun!
Storytime with Ms. Latour	<p>Click on the book to hear a story from Ms. Latour.</p> 


Monday

1st March 2021

<p>English Live explanation at 9.30am See link on Parentmail</p> <p>Explanation video</p>	<p>EXPLORE and PLAN – Another by Christian Robinson</p> <p>Look at English resource 1a to learn about Christian Robinson and how he makes his picture books.</p> <p>Watch the book trailer for Another (see picture opposite for how to play the video).</p> <p>Write a prediction of what you think the book might be about. Think about these questions when writing your prediction:</p> <ul style="list-style-type: none">- Who will the main characters be?- What might happen when they go to 'another world'?- What type of story will it be (will it be scary/funny?)- How will the story end?- What will the message of the story be? <p>Next, look at the whole book (PDF attachment). Was your prediction correct?</p> <p><i>Another</i> is a wordless picture book. You are going to be planning and writing the words to go with it! Use English resource 1b to plan your ideas.</p>
<p>Maths Live explanation at 11am See link on Parentmail</p> <p>Explanation video</p> 	<p>Textbook 2B, Chapter 11: Two- Dimensional Shapes, Lesson 6: Drawing shapes</p> <p>Learn the strategy (recap the properties of shape)</p> <p>Consolidation: see maths resource 1 Deepening: see maths resource 2</p>
<p>Science Live explanation at 1.30pm See link on Parentmail</p> <p>Explanation video</p> 	<p>Lesson 1</p> <p>Why do we need packaging? Is all packaging bad?</p> <ul style="list-style-type: none">• Watch this clip about what to do with your rubbish and complete the quiz.• Packaging is useful because it keeps our food fresh, safe and delicious to eat.• Some packaging decays and rots (like banana skins) but some packaging does not (like plastic water bottles).• Recap: we can reduce, recycle and re-use items to reduce the amount of materials that we waste and throw away. For example, we can use a re-usable water bottle, instead of buying a plastic one each time. Re-using materials is more sustainable and better for the environment because it reduces waste.• Make a list of everything you can think of that is re-usable.• Design a reusable shopping bag that promotes the importance of protecting the environment (science resource 1).



	<p>Lesson 2 How is our rubbish affecting our world? What can we do about it?</p> <ul style="list-style-type: none"> • Plastic rubbish is something we can help reduce. Watch this video to find out more about plastic problem. • Have a look through your recycling at home. Find some plastic packaging, which you think you can re-use to make something useful. • Design some sustainable packaging or re-use something that would go in the bin and turn it into something useful. You could use the idea of a plastic piggy bank (science resource 2) or come up with your own idea. • You will need: an item from the recycling, a pencil and your imagination! 												
<p>Reading</p>	<table border="1"> <tr> <td>2B</td> <td>3pm</td> <td>See link on Parentmail</td> </tr> <tr> <td>2P</td> <td>3pm</td> <td>See link on Parentmail</td> </tr> <tr> <td>2M</td> <td>3pm</td> <td>See link on Parentmail</td> </tr> <tr> <td>2W</td> <td>3pm</td> <td>See link on Parentmail</td> </tr> </table>	2B	3pm	See link on Parentmail	2P	3pm	See link on Parentmail	2M	3pm	See link on Parentmail	2W	3pm	See link on Parentmail
2B	3pm	See link on Parentmail											
2P	3pm	See link on Parentmail											
2M	3pm	See link on Parentmail											
2W	3pm	See link on Parentmail											
<p>Independent Curriculum</p>	<p>Choose one subject to complete today if you are not reading with your teacher:</p> <ul style="list-style-type: none"> • Spelling/Phonics • PSCHE • Art • Music • PE • Science lesson 2 • Geography <p>See curriculum sessions</p>												


<p style="text-align: center;">Tuesday 2nd March 2021</p>	
<p>English Live explanation at 9.30am See link on Parentmail Explanation video </p>	<p>WRITE: Another</p> <p>Recap – when do we use capital letters? Click here to remind yourself about using capitalisation for proper nouns.</p> <p>Look at your plan from yesterday and remind yourself of your ideas for your own <i>Another_story</i>.</p> <p>Look at the example text in English resource 2a.</p> <p>Write your own story. For a word bank of suffixes, see English resource 2b.</p> <p>Revise and edit your story using English resource 2c to help you. Check you've included everything in the checklist and give yourself a WWW and EBI.</p>
<p>Maths Live explanation at 11am See link on Parentmail Explanation video</p>	<p>Textbook 2B, Chapter 11: Two- Dimensional Shapes, Lesson 7: Making Patterns</p> <p>Learn the strategy</p> <p>Consolidation: see maths resource 3 Deepening: see maths resource 4</p>




Circle Time with your class	2B	1.30pm	See link on Parentmail
	2P	1.30pm	See link on Parentmail
	2M	1.30pm	See link on Parentmail
	2W	1.30pm	See link on Parentmail
Reading	2B	3pm	See link on Parentmail
	2P	3pm	See link on Parentmail
	2M	3pm	See link on Parentmail
	2W	3pm	See link on Parentmail
Independent Curriculum	<p>Choose one subject to complete today if you are not reading with your teacher:</p> <ul style="list-style-type: none"> • Spelling/Phonics • PSCHE • Art • Music • PE • Science lesson 2 • Geography <p>See curriculum sessions</p>		

Wednesday

3rd March 2021

<p>English Live explanation at 9.30am See link on Parentmail Explanation video</p>	<p>READ and EXPLORE: <i>You Matter</i></p> <p>Listen to the author, Christian Robinson, reading You matter.</p> <p>Clarify these words. For support, see English resource 3a. microscope, pest, tide, busy, astronaut, lost, alone</p> <p>Answer the questions about the book in English resource 3b. See English resource 3c for support.</p> <p>Use English resource 3d to generate lots of ideas linked to the book <i>You matter</i>. You will need these ideas for the next lesson.</p>
<p>Maths A Live explanation at 11am See link on Parentmail Explanation video</p> 	<p>Recap lesson from year 1: Textbook 1B, Chapter 20: Shapes, Lesson 3: Making Turns</p> <p>Learn the strategy</p> <p>Quiz: see maths resource 5</p>


<p>Maths B Live explanation at 1.30pm See link on Parentmail Explanation video </p>	<p>Textbook 2B, Chapter 11: Two- Dimensional Shapes, Lesson 9: Moving Shapes (part 1 – no workbook for this session)</p> <p>Learn the strategy</p> <p>Quiz: see maths resource 6 Consolidation: see maths resource 7</p>												
<p>Reading</p>	<table border="1" data-bbox="564 506 1326 667"> <tr> <td>2B</td> <td>3pm</td> <td>See link on Parentmail</td> </tr> <tr> <td>2P</td> <td>3pm</td> <td>See link on Parentmail</td> </tr> <tr> <td>2M</td> <td>3pm</td> <td>See link on Parentmail</td> </tr> <tr> <td>2W</td> <td>3pm</td> <td>See link on Parentmail</td> </tr> </table>	2B	3pm	See link on Parentmail	2P	3pm	See link on Parentmail	2M	3pm	See link on Parentmail	2W	3pm	See link on Parentmail
2B	3pm	See link on Parentmail											
2P	3pm	See link on Parentmail											
2M	3pm	See link on Parentmail											
2W	3pm	See link on Parentmail											
<p>Independent Curriculum</p>	<p>Choose one subject to complete today if you are not reading with your teacher:</p> <ul style="list-style-type: none"> • Spelling/Phonics • PSCHE • Art • Music • PE • Science lesson 2 • Geography <p>See curriculum sessions</p>												



Thursday

4th March 2021



<p>English Live explanation 1 at 9.30am See link on Parentmail</p> <p>Live explanation 2 at 11am See link on Parentmail</p> <p>Live explanation 3 at 1.30pm See link on Parentmail</p>	<p>EXPLORE and PRESENT: Make your own page/s of a picture book!</p> <p>Listen to You matter again.</p> <p>For World Book Day, you are going to make your own page/s of a picture book! This will be based on <i>You matter</i> by Christian Robinson.</p> <p>You can watch this Art video by Ms Green and this ICT video by Mr Lynch to learn techniques to use in your picture book, or you can think of other ways of presenting your ideas. Be as creative as you can!</p> <p>Some resources to help you:</p> <ul style="list-style-type: none"> - The large paper and coloured collage paper in the home learning take home packs. - The PDF attachment of <i>You matter</i> without pictures - An iPad or laptop if using ICT (Book Creator app) <p>Challenge – can you add extra words and pages to the book based on your ideas from yesterday?</p>
---------------------------------------------------------------------------------------------------------------------------------------------------------------------------------------------------------------	-------------------------------------------------------------------------------------------------------------------------------------------------------------------------------------------------------------------------------------------------------------------------------------------------------------------------------------------------------------------------------------------------------------------------------------------------------------------------------------------------------------------------------------------------------------------------------------------------------------------------------------------------------------------------------------------------------------------------------------------------------------------------------------------------------------------------------------------------------------------------------------------------------------------------------------------------------------------------

Explanation video 	<p>When you've finished, upload your work to SeeSaw. Remember to bring in your work on Monday 8th March to share with your class back at school!</p> <p>Finished? Click here to see more art inspiration from Christian Robinson.</p>												
<p>Reading</p>	<table border="1" data-bbox="568 353 1326 517"> <tr> <td>2B</td> <td>3pm</td> <td>See link on Parentmail</td> </tr> <tr> <td>2P</td> <td>3pm</td> <td>See link on Parentmail</td> </tr> <tr> <td>2M</td> <td>3pm</td> <td>See link on Parentmail</td> </tr> <tr> <td>2W</td> <td>3pm</td> <td>See link on Parentmail</td> </tr> </table>	2B	3pm	See link on Parentmail	2P	3pm	See link on Parentmail	2M	3pm	See link on Parentmail	2W	3pm	See link on Parentmail
2B	3pm	See link on Parentmail											
2P	3pm	See link on Parentmail											
2M	3pm	See link on Parentmail											
2W	3pm	See link on Parentmail											
<p>Independent Curriculum</p>	<p>Choose one subject to complete today if you are not reading with your teacher:</p> <ul style="list-style-type: none"> • Spelling/Phonics • PSCHE • Art • Music • PE • Science lesson 2 • Geography <p>See curriculum sessions</p>												

Friday 5 th March 2021	
<p>Maths A Live explanation at 11am See link on Parentmail Explanation video </p>	<p>Textbook 2B, Chapter 11: Two- Dimensional Shapes, Lesson 9: Moving Shapes (part 2 – independent task is maths resource 8 – workbook lesson 9 is the deepening challenge)</p> <p>Learn the strategy</p> <p>Independent Task: see maths resource 8 Deepening: Try lesson 9 in the workbook (challenge)</p>
<p>Maths B Live explanation at 1.30pm See link on Parentmail Explanation video </p>	<p>Textbook 2B, Chapter 11: Two- Dimensional Shapes, Lesson 10: Turning Shapes (part 1 – no workbook today)</p> <p>As yesterday: Learn the strategy (up to 11 minutes and 30 seconds)</p> <p>Quiz: see maths resource 9</p>

Talking Together	2B	1.30pm	See link on Parentmail
	2P	1.30pm	See link on Parentmail
	2M	1.30pm	See link on Parentmail
	2W	1.30pm	See link on Parentmail
Reading	2B	3pm	See link on Parentmail
	2P	3pm	See link on Parentmail
	2M	3pm	See link on Parentmail
	2W	3pm	See link on Parentmail
Independent Curriculum	<p>Choose one subject to complete today if you are not reading with your teacher:</p> <ul style="list-style-type: none"> • Spelling/Phonics • PSCHE • Art • Music • PE • Science lesson 2 • Geography <p>See curriculum sessions</p>		

Resources - Monday

English resources

English resource 1a



MARCH 2021 ISSN 0756-055X • VOL. 77, NO. 6

SCHOLASTIC

NEWS

EDITION 2

LAST STOP ON MARKET STREET

Written by
MISTY DE LA PENA
Illustrated by
CHRISTIAN ROBINSON

He is also an author.
He writes the words
in books too!

Meet
Christian
Robinson!

He is an **illustrator**. He made the
pictures for this book. How did he do it?

Inside Christian's Studio

Read about where Christian works. Find and ~~click~~ on the items!

Christian uses many art supplies. Can you find his **lucky pencil**, **scissors**, and **paper fish**?

He takes breaks for snacks! Can you find his **apple core** and **tea mug**?

He doesn't work alone. His dog Baldwin is with him—and so are some other animals! Can you find Baldwin's **green turtle toy**, the **neighbor's cat**, and Christian's **spider friend**?



Thank you,
Christian, for
making this art just
for Scholastic News
readers.

Telling Stories With Pictures



Christian works in a studio in his garage.

As You Read

Think about the steps Christian takes to make a book.

Christian Robison loved making pictures. One day, he painted a picture of himself and his grandma. He put it on his website. He didn't think anyone would look at it.

But someone did! A man saw it. He worked for a book company. He loved the picture! The man asked Christian if he would like to illustrate a new book. Christian was excited. He loved to tell stories with pictures. He said he would do it!

2

From Words to Pictures

An author wrote the words for the new book. He loved Christian's painting too. So he wrote his story about it! The story was about a boy named C.J. and his grandma. They took a long bus ride, and C.J. asked questions about all the things they saw.

Christian read the words and thought a lot about the story. Now it was his job to tell the story with his pictures.

First, he used his **imagination**. He asked himself, "What is C.J. like? What clothes does he wear? Where does he live?" Christian

wanted his pictures to answer these questions for the readers.

Next, he drew his ideas. He made rough drawings on little sticky notes. He planned out what would go on each page. He didn't get every drawing right on the first try, but he didn't get upset. "It's OK to make mistakes!" he says.

Then, he made bigger pictures. He added color to them. He used paint and shapes he cut out of colorful paper. That type of art is called **collage**. Christian worked on his collages for months.

Finally, he was done! He had told the story with his pictures. The words and pictures came together to make a beautiful book called *Last Stop on Market Street*. It won a Caldecott Honor! That's a really big award for picture book art.

Love and Joy

Christian has illustrated 16 books now. He has also written words for a book. He loves making books for kids. He says, "If it brings you joy or if you like doing it, keep doing it!"

—by Blair Rainsford

How Christian Does It



1 First, he uses his imagination. He thinks about the story he wants to tell.



2 Next, he makes rough drawings called **sketches**. He draws them on sticky notes.



3 Then, he makes bigger pictures. He adds color and makes collages.

3

English resource 1b

Who are you writing for? (Audience)	Children who want to enjoy a story.	Why are you writing? (Purpose)	To entertain the audience
Title	Another		

Opening: What happens at the start of the story?



What are the characters doing?

How are they feeling?

Problem/main event: What happens when they go to 'another world'?



Where do they go?

What does the other world look like?

How do they feel?

Resolution: How do they get back home?



How do they feel when they have to leave?

How do they get home?

Ending: How does the story end?



How do the characters feel at the end of the story?

Challenge: Can you use the detail grid (below) to help you add extra details?

Detail Grid	Thinking/feeling detail	Describing detail	Explain why detail?
-------------	-------------------------	-------------------	---------------------

Maths resources

Maths resource 1

Consolidation: WALT: draw shapes

Draw a square.

Draw a rectangle.

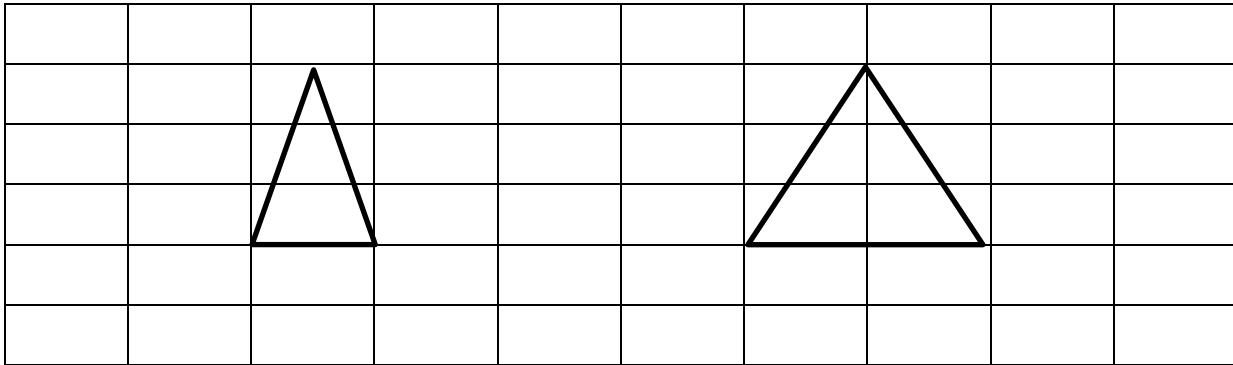
Draw a triangle.

Draw a circle.

[Back to top](#)

Maths resource 2

Deepening question: Look at the two shapes and answer the questions.



1. What shape are they?
2. Explain why they are both the same shape.
3. Has the shape been copied exactly?
4. How are the shapes different?

[Back to top](#)

Science resources

Science resource 1

Why do we need packaging? Is all packaging bad?



Resources - Tuesday

English resources

English resource 2a

One ordinary night, a little girl called Kaya and her cat called Gomez were sound asleep in bed. Kaya was dreaming of multi-coloured adventures and the mischief she could have. What an exciting dream it was! Gomez was feeling peaceful and relaxed as he gently moved up and down in rhythm with Kaya's breathing.

All of a sudden, Gomez saw a hole open up in the wall opposite the bed! A hole! He poked his curious head through the newly - appeared hole. What would he see inside? Kaya soon woke up too and they both peered into the hole excitedly. What an extraordinary sight they saw!

All around them, there were multi-coloured balls in all shapes and sizes. Some were floating, some were resting on the ground, some were hovering as if by magic. Gomez got very excited and chased them around as if they were multi-coloured mice! Soon, Kaya spotted something out of the corner of her eye. It was another little girl. She looked like her, dressed like her and moved like her. She even had a mischievous cat like her! It was another her! Kaya's new friend led her to another room, where there were hundreds of children! They played games, some upside down, some the right way up and some in all directions. What fun it was!

After a while, Kaya and Gomez started to feel very tired. It was night time after all and they thought they should go back home. Feeling happiness and sadness at the same time, they climbed back through the hole and into their bedroom.



Kaya and Gomez snuggled down under the warm and cosy duvet. What an extraordinary day it had been! Kaya couldn't help but wonder...what adventures would they have next?

[Back to top](#)

English resource 2b

ful	less
beautiful helpful harmful playful delightful cheerful	harmless helpless fearless careless endless useless
ness	ly
sadness quietness loneliness kindness goodness darkness happiness lightness	slowly carefully patiently wisely angrily happily gently excitedly
ment	
embarrassment amazement astonishment punishment amusement disappointment	

[Back to top](#)

REVISE	I have done it 
Add Add a thinking or feeling detail. Add a describing detail. Add a longer word with a suffix.	
Remove Remove any sentences or words you don't need.	
Substitute Improve a word and change it to something more interesting.	
EDIT	I have done it 
Capitalise Check capital letters are at the start of sentences and used for proper nouns.	
Punctuation Check you have used apostrophes for contractions (it's, doesn't, can't) Check you've used apostrophes for possession (John's hair...)	
Punctuation Check you have used correct punctuation (, . ! ? ')	
Spelling Choose 3 spellings that you think don't look right and try again.	

Challenge: give yourself a WWW (what went well) based on this checklist.


[Back to top](#)

Maths resources

Maths resource 3

Consolidation: WALT: make patterns

Look at this pattern.




What is the next shape in the pattern?

Explain why.

[Back to top](#)

Maths resource 4

Deepening: Look at this pattern.



Describe the pattern. _____

What will the 12th shape be?

What will the 15th shape be?

Can you find a rule for finding what any shape that is a multiple of 3 will be?

Explain why this rule always works.

[Back to top](#)

Science resources

Science resource 2

How is our rubbish affecting our world? What can we do about it?










1. Pull out a plastic bottle from the recycling bin.
2. Wash it and let it air dry.
3. Glue 4 bottle caps to the side of the bottle - these will be the legs!
4. Draw 2 small circles on the top to act as the snout.
5. Cut out and glue paper ears onto the top of the bottle.
6. Draw 2 eyes on your pig.
7. Don't forget to cut a slot in the top for the money!
8. Use your recycled piggy bank to help the environment!

[Back to top](#)

Resources - Wednesday

English resources


English resource 3a - support

pest 	a device that magnifies tiny objects, or makes them look larger.
microscope 	separated from others
tide 	a plant or animal that is harmful to humans or property
busy 	the regular rise and fall of sea levels
astronaut 	lots of activity
lost 	A person who is trained to travel into outer space
alone 	unsure where you are

English resource 3b




1. What does the author mean by **'the small stuff too small to see'**?



2. What does the author mean by **'swim with the tide'**?

- a. Doing and thinking the same as everyone else
- b. Going swimming
- c. Feeling happy when you're with other people

When everyone thinks you're a pest.



3. Why is this mosquito thought of as a **pest**?



When everyone is too busy to help.

You matter.

4. What do you think the dinosaurs are running from? How do you know?



Even if you are really gassy.

You matter.

5. Why do you think the author has written '**You matter**' underneath the smallest planet in the picture?



6. What or who do you think the astronaut is thinking about? How do you know?



7. Have you ever been lost? How did it make you feel?



8. Why do you think the author repeats the line '**the stuff too small to see**' near the end of the book?


9. What is the message in the story?

[Back to top](#)

English resource 3c - support




7. What does the girl see through the microscope?



8. What do you think the sea creature is that is not swimming with the tide?

When everyone thinks you're a pest.



9. Which insect is a **pest**? Why is it called a '**pest**'?



10. What do you think the dinosaurs are running from? Why?



5a. Which '**gassy**' star is in this picture?

5b. Which planet has the author written '**You matter**' under?

—



6. What or who do you think the astronaut is thinking about?
How do you know?



8a. Which animal is lost? _____

8b. Have you ever been lost? How did it make you feel?

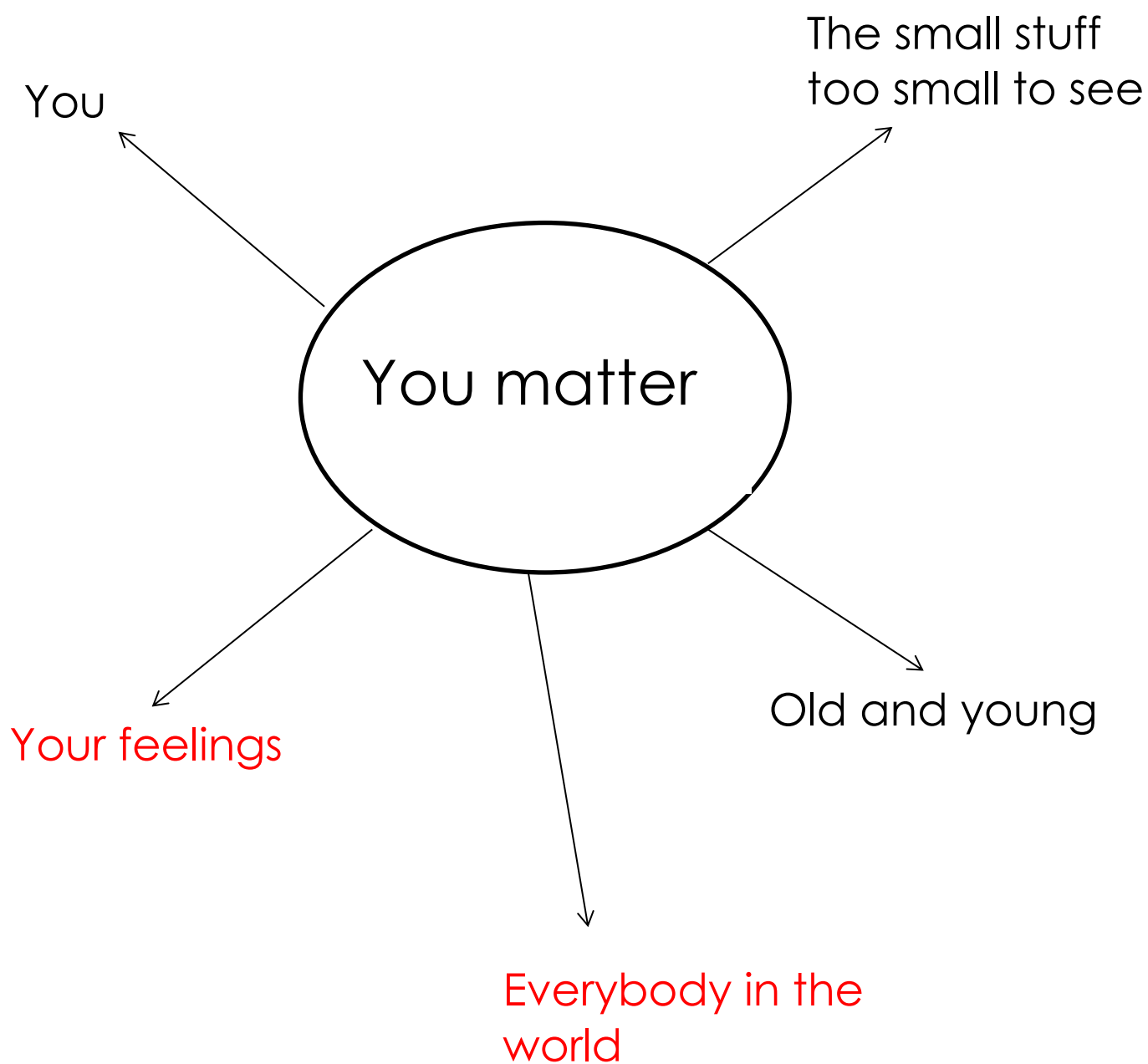


9. What is too small to see?

10. What is the message in the story?

English resource 3d







What other things can you think of which could be included in the book, *You matter*? Add your ideas to the diagram.



Maths resources

Maths resource 5

WALT: name 2D shapes

Shape	Name
	
	
	
	
	
	

Deepening question: What is similar about a circle and a triangle?
What is different about a circle and a triangle?

[Back to top](#)

Maths resource 6

WALT: recall our doubles and halves to 20.

Double 2 = _____

Double 6 = _____

Double 8 = _____

Double 9 = _____

Double 5 = _____

Double 10 = _____

Double 1 = _____

Double 3 = _____

Double 4 = _____

Double 7 = _____

Half of 20 = _____

Half of 2 = _____

Half of 18 = _____

Half of 14 = _____

Half of 16 = _____

Half of 10 = _____

Half of 6 = _____

Half of 12 = _____

Half of 8 = _____

Half of 4 = _____

Deepening question: What do you notice about halving and dividing by 2? Why does this happen?

[Back to top](#)

Maths resource 7

WALT: move shapes

Consolidation question:



Circle the fox that is on the **left** of the tree.



Draw a flower on the **right** of the tree.

[Back to top](#)

Resources - Thursday

Maths resources

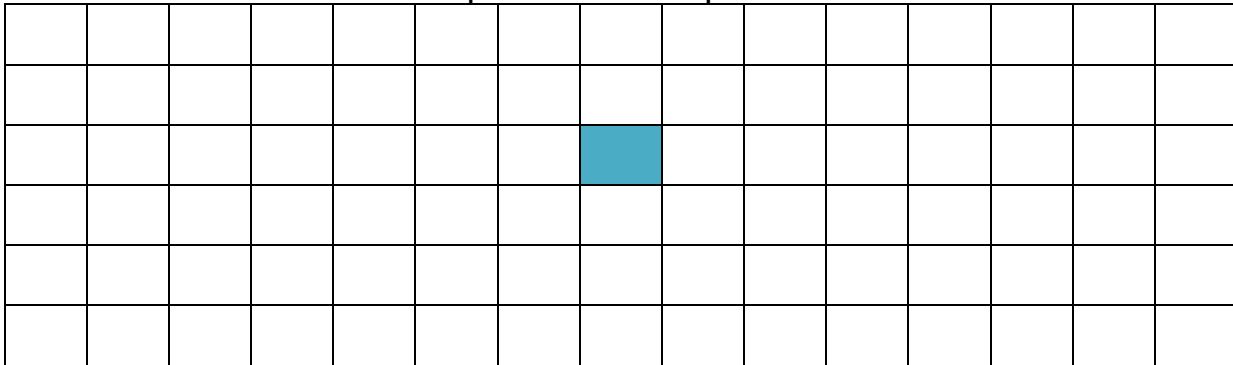
Maths resource 8

★	Star words!	★
Left	right	up
	down	

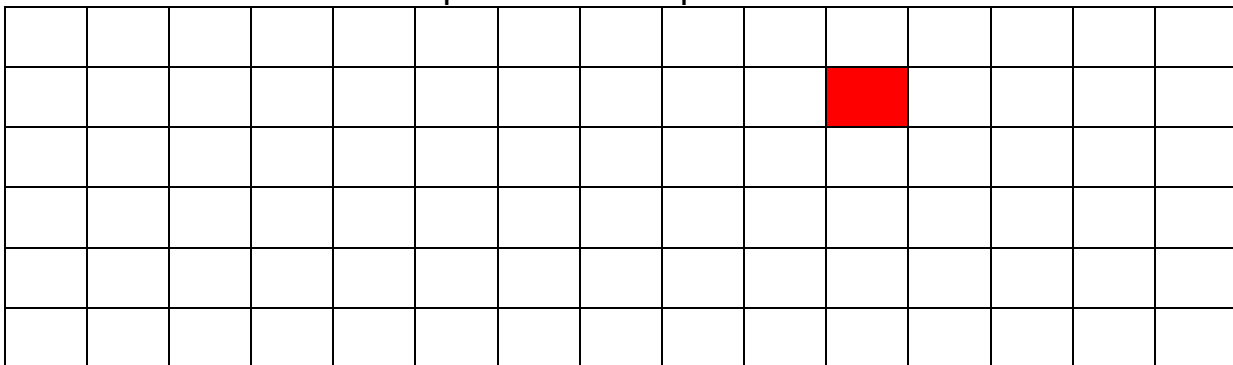
Independent Task

WALT: move shapes

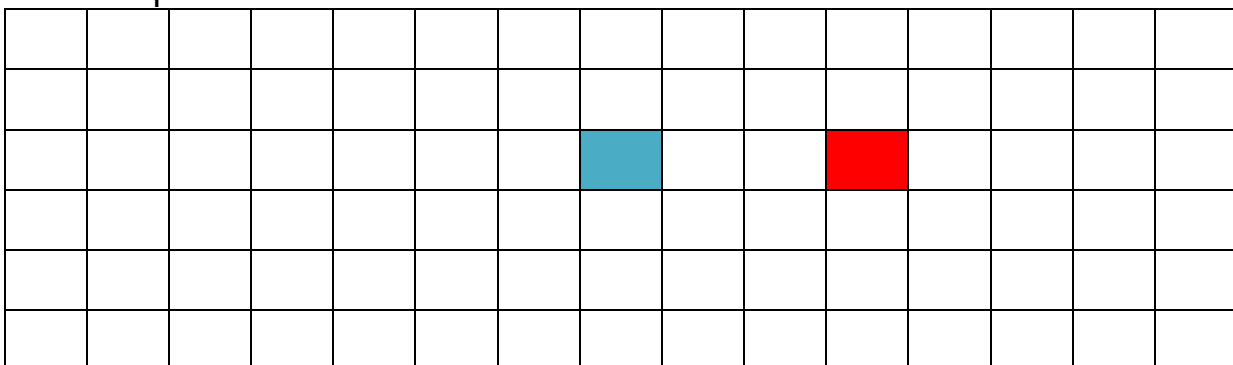
1. Move the blue square 5 steps left.



2. Move the red square 3 steps down.



3. Describe how the blue square has been moved to the red square.



Geography

Geography resource 1

Beckenham High Street (Churchfields School)



Post Office



Fish and Chip Shop

Costa



Beckenham high street with St Georges Church in the back ground.



Italian restaurant- Pier Luigi's



Beckenham Pharmacy and Red Cross Charity Shop



HSBC Back and Lidl

Lavender Hill (Belleville Meteor)



Coffee shop



Sainsburys

Apartments



Laundry service



Co-op supermarket

Apartments



Laundrette

Restaurant

Medical and Dental Service



Bus Stop Charity Shop Tailors (making/altering clothes)



Nail and Spa service Hairdressers



Off License Store Pharmacy

Northcote Road (Belleville Webbs)



Pet Shop



Toy Shop



Community shop - Clothes Shop - Estate Agency



Art Gallery



SuperMarket



Church



Café - Restaurant - Home store - Restaurant

Geography resource 2

Shops	Food	Services (an activity that fulfils a human want or need)	Housing	Transport

[Back to top](#)

Friday Resources

Maths resources

Maths resource 9

WALT: recall the multiplication and division facts for our 2, 5 and 10 times tables.

$20 \div 2 = \underline{\hspace{2cm}}$

$10 \div 5 = \underline{\hspace{2cm}}$

$40 \div 10 = \underline{\hspace{2cm}}$

$2 \div 2 = \underline{\hspace{2cm}}$

$15 \div 5 = \underline{\hspace{2cm}}$

$80 \div 10 = \underline{\hspace{2cm}}$

$16 \div 2 = \underline{\hspace{2cm}}$

$5 \div 5 = \underline{\hspace{2cm}}$

$110 \div 10 = \underline{\hspace{2cm}}$

$18 \div 2 = \underline{\hspace{2cm}}$

$25 \div 5 = \underline{\hspace{2cm}}$

$60 \div 10 = \underline{\hspace{2cm}}$

$5 \times 2 = \underline{\hspace{2cm}}$

$10 \times 10 = \underline{\hspace{2cm}}$

$12 \times 5 = \underline{\hspace{2cm}}$

$8 \times 2 = \underline{\hspace{2cm}}$

$6 \times 5 = \underline{\hspace{2cm}}$

$1 \times 5 = \underline{\hspace{2cm}}$

$6 \times 10 = \underline{\hspace{2cm}}$

$11 \times 2 = \underline{\hspace{2cm}}$

$5 \times 5 = \underline{\hspace{2cm}}$

$9 \times 10 = \underline{\hspace{2cm}}$

$8 \times 2 = \underline{\hspace{2cm}}$

$3 \times 5 = \underline{\hspace{2cm}}$

$10 \times 2 = \underline{\hspace{2cm}}$

$7 \times 2 = \underline{\hspace{2cm}}$

$4 \times 5 = \underline{\hspace{2cm}}$

$0 \times 10 = \underline{\hspace{2cm}}$

$2 \times 10 = \underline{\hspace{2cm}}$

$5 \times 12 = \underline{\hspace{2cm}}$

$10 \times 7 = \underline{\hspace{2cm}}$

$2 \times 4 = \underline{\hspace{2cm}}$

$9 \times 5 = \underline{\hspace{2cm}}$

$10 \times 8 = \underline{\hspace{2cm}}$

Deepening questions: My friend had 14 sweets. He shared them equally between 5 friends. How many sweets did they get each?

[Back to top](#)

Curriculum resources

PSHCE

PSCHE resource 1

Talk about the story



Why was Digiduck excited to go to school in the morning?

Why does the mystery guest not answer Proud.pig's question?

Why were Digiduck and his friends surprised to see Wise_Owl on the stage?

What did you learn from the story about staying safe online?










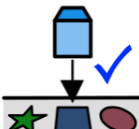
[Back to top](#)

Spelling resources

Spelling resource *

WALT: read words with the -tion suffix

Read the words below. Choose 3 words and use them in sentences. Choose one word you don't know the meaning of and work out what it means (you could ask an adult or look at an online children's dictionary).

 lotion	 potion	 explanation
 station	 ration	 creation
 elation	 education	 question
 solution	$3-1-2=$ subtraction	$3+1+2=$ addition

Sentence 1

Sentence 2

Sentence 3

[Back to top](#)

Words Ending in -tion

Task: Complete the sentences using the words below.

The volcano had not had an _____ for ten years.

Suntan _____ protects people from the sun's rays.

Amy replied to the _____ to Willow's birthday party.

The doctor gave an _____ to Sam.

The train drew into the _____.

The _____ results were very surprising.

The car turned right at the _____.

The bridegroom wore a _____ in his buttonhole.

In maths we are learning about _____.

John got nine out of ten of his _____ sums correct.

 election	 lotion	 invitation	 eruption	 fractions
 junction	 carnation	 station	 injection	 addition

[Back to top](#)

Words Ending in -tion

Task: Complete the table below changing the root verb to a noun ending in -tion. You may have to add or remove other letters. Use a dictionary if you are not sure of the spelling.

Verb	Noun	Verb	Noun
invent	invention	deduce	deduction
reduce		illuminate	
multiply		contract	
adopt		perfect	
exclaim		select	
educate		project	
relate		create	
edit		irrigate	
imitate		desperate	
add		separate	
integrate		compete	
relegate		exhibit	
interject		dilate	
react		correct	
subtract		connect	
reflect		populate	

[Back to top](#)

Spelling Grid

My spellings to practise:

Rainbow writing (write each letter in a different colour)

Pyramid Writing - practise writing each word like this: w

w
wo
wor
word
words

Look, say, cover, write, check:

