


Year 1 Home Learning Spring 2 Week 2

Here is the curriculum home learning for this week. Home learning is planned to:

- be as close to our school learning as possible
- be manageable at home
- build from the previous week's learning




You need to complete all of the subjects over the week; you can choose the order or follow the schedule below.

You can upload all of your work to Seesaw, pieces of work with a  symbol must be uploaded for the teacher to see as a priority.




NEW:



Please can you draw a face at the bottom of your work to show how difficult you found it so that your teacher knows if they need to change your work:

-  This was about right for me
-  A bit too hard
-  Much too hard

Independent Curriculum

During the week, you will need to complete these subjects when you are not reading with your teacher:

Phonics 	<p>Click here to watch this week's phonics lesson (or alternates)</p> <p>Phonics resources – Try ** first then move to * if this is too challenging, or *** if you'd like more of a challenge.</p> <p>*Phonics resource</p> <p>**Phonics resource</p> <p>***Phonics resource</p> <p>You can find additional Phonics resources by clicking on the following links: https://www.lettersandsounds.org.uk/for-home/year-1 https://www.phonicsplay.co.uk/resources</p>
Words to learn	<p>Practise reading and writing these words:</p> <p>Use the spelling grid to help you.</p>
PSCHE Explanation video	<p>Safer Internet Week- Can we trust everyone we speak to online?</p> <ul style="list-style-type: none"> • Think – Can we trust everyone we speak to online? • Listen to the story Digi Duck's Famous Friend • Try to remember the events in the story to answer the questions in PSCHE resource 1. You could write, video or voice record your answers.

<p>Geography Explanation video</p>	<p>What are the continents?</p> <ul style="list-style-type: none"> • Look at the picture of the world map below and discuss with an adult in your household what the different colours of the map represent. • Watch and learn this seven continents song. On the World map below, label the continents. Colour North America: yellow. South America: green. Asia: purple. Africa: red. Europe: orange. Australasia: brown. Antarctica: blue. • Write a definition of what a continent is. You can use this sentence to help if you need to. A continent is a _____ area of _____ that has many different _____. (land / countries / large).
<p>Art</p>	<p>Art will be part of World Book Day on Thursday this week.</p>
<p>PE</p>	<p>Warm up: Jungle Book- Super skippers</p> <ul style="list-style-type: none"> • Let's get dancing, follow the video here to get your heart beating faster and your muscles stronger and longer - Enjoy! <p>Physical Activity: Sock Ball Challenge</p> <ul style="list-style-type: none"> • Let's make a sock ball! Ask an adult to help you find a pair of adult socks to use and watch the video here to make the ball. • Now onto our challenge. Get ready to have some fun with using the sock ball in a number of activities. Follow the challenges here. Good luck and enjoy! <p>Dance: Chinese New Year's</p> <ul style="list-style-type: none"> • Celebrate Chinese New Year 2021 dancing through the streets as a Chinese dragon. What dragon are you - fire, strong and powerful? Why not find some ribbon to make your own dancing dragon. • Follow the video here for more ideas and the music. Have fun!
<p>Storytime with Ms. Latour</p>	<p>Click on the book to hear a story from Ms. Latour</p> <div style="display: flex; justify-content: space-around;">   </div>

<p>Monday 1st March 2021</p>	
<p>English Live explanation at 9.30am See link on Parentmail Explanation video</p>	<p>LAUNCH – Christian Robinson books</p> <p>Look at English resource 1a to learn about Christian Robinson and how he makes his picture books.</p> <p>Watch the book trailer for Last stop on Market Street.</p> <p>Write a prediction of what you think the book might be about. Use English resource 1b to help you.</p>

Remember to use capital letters for names of people and places.

Next, **read** to the whole book (see PDF attachment) or listen to a teacher reading it [here](#). Was your prediction correct? **Summarise** the book to a grown up at home.

In the story, CJ learns that he can find beautiful things wherever he looks.



Write and draw three things which are beautiful about where you live.

Maths

Live explanation
at 11am
See link on
Parentmail

[Explanation
video](#)



Textbook chapter and pages

Textbook 1B, chapter 12, lesson 3, making equal rows – part 2 (workbook and deepening)

Video link

[Making equal rows](#)

Deepening activity

You have 12 cookies.

How can you arrange them into equal rows? How many different ways can you arrange them?



Circle time

1B	1.30pm	See link on Parentmail
1S	1.30pm	See link on Parentmail
1W	1.30pm	See link on Parentmail
1G	1.30pm	See link on Parentmail

Reading

1B	3pm	See link on Parentmail
1S	3pm	See link on Parentmail
1W	3pm	See link on Parentmail
1G	3pm	See link on Parentmail



Independent Curriculum

Choose one subject to complete today if you are not reading with your teacher:


- Spelling/Phonics
- PSCHE
- Art
- Music
- PE
- Geography

[Go back to lessons](#)

Tuesday
2nd March 2021

<p style="text-align: center;">English</p> <p>Live explanation at 9.30am See link on Parentmail</p> <p style="text-align: center;">Explanation video</p> <p style="text-align: center;"></p>	<p>READ and EXPLORE: Rain by Christian Robinson</p> <p>Read <i>Rain</i> (see PDF attachment) or click here to listen to a teacher reading it.</p> <p>In the story, the two characters see the rain very differently. One of them hates it and one of them loves it! Think about how the character of the old man changes by the end of the story.</p> <p>Look at the pictures of the old man in English resource 2</p> <p>Write two thought bubbles; one for him at the start of the story and one for him at the end. Think about these questions when writing your thought bubble.</p> <ul style="list-style-type: none"> - How does the man feel? (I feel...) - Why? (because...) <p>Next, answer the questions below:</p> <ul style="list-style-type: none"> - How have the man's feelings changed throughout the story? - What advice would you give to the man at the beginning of the story? - How do you feel when it rains? Why? 												
<p style="text-align: center;">Maths</p> <p>Live explanation at 11am See link on Parentmail</p> <p style="text-align: center;">Explanation video</p>	<p>Textbook chapter and pages Textbook 1B, chapter 12, lesson 4, making doubles – part 1 (Let's Learn and Guided Practice)</p> <p>Video link Making doubles</p>												
<p style="text-align: center;">Science</p> <p>Live explanation at 1.30pm See link on Parentmail</p> <p style="text-align: center;">Explanation video</p> <p style="text-align: center;"></p>	<p>What do plants look like?</p> <ul style="list-style-type: none"> • Watch this video about the different parts of a plant. • Draw a plant and label the different parts. Use these words: stem, roots, leaves, flowers. For support, see science resource 1. • Write (or record to SeeSaw) what the different parts of the plant do. 												
<p style="text-align: center;">Reading</p>	<table border="1" style="margin-left: auto; margin-right: auto;"> <tr> <td>1B</td> <td>3pm</td> <td>See link on Parentmail</td> </tr> <tr> <td>1S</td> <td>3pm</td> <td>See link on Parentmail</td> </tr> <tr> <td>1W</td> <td>3pm</td> <td>See link on Parentmail</td> </tr> <tr> <td>1G</td> <td>3pm</td> <td>See link on Parentmail</td> </tr> </table>	1B	3pm	See link on Parentmail	1S	3pm	See link on Parentmail	1W	3pm	See link on Parentmail	1G	3pm	See link on Parentmail
1B	3pm	See link on Parentmail											
1S	3pm	See link on Parentmail											
1W	3pm	See link on Parentmail											
1G	3pm	See link on Parentmail											
<p style="text-align: center;">Independent Curriculum</p>	<p>Choose one subject to complete today if you are not reading with your teacher:</p> <ul style="list-style-type: none"> • Spelling/Phonics • PSCHE • Art • Music • PE • Geography <p>Go back to lessons</p>												

Wednesday
3rd March 2021

<p>English</p> <p>Live explanation at 9.30am See link on Parentmail</p> <p>Explanation video</p> 	<p>READ: You matter by Christian Robinson</p> <p>Listen to the author, Christian Robinson, reading You matter</p> <p>Clarify these words using English resource 3a to help you: microscope, pest, tide, busy, gassy, astronaut, lost, alone</p> <p>Answer the questions about the book in English resource 3b.</p> <p>Use English resource 3c to generate lots of ideas linked to the book <i>You matter</i>. You will need these ideas for the next lesson!</p>												
<p>Maths A</p> <p>Live explanation at 11am See link on Parentmail</p> <p>Explanation video</p>	<p>Textbook chapter and pages Textbook 1B, chapter 12, lesson 4, making doubles – part 2 (workbook and deepening)</p>												
	<p>Video link Making doubles</p> <p>Deepening activity</p> <p>James has 6 oranges. His sister has double this. How many does she have? Draw pictures to show how you solved it.</p> <p>Write another doubling word problem and show how to solve it.</p>												
<p>Maths B</p> <p>Live explanation at 1.30pm See link on Parentmail</p> <p>Explanation video</p>	<p>Textbook chapter and pages Textbook 1B, chapter 12, lesson 5, solving word problems – part 1 (Let's Learn and Guided Practice)</p>												
	<p>Video link Solving word problems</p>												
<p>Reading</p>	<table border="1"> <tr> <td>1B</td> <td>3pm</td> <td>See link on Parentmail</td> </tr> <tr> <td>1S</td> <td>3pm</td> <td>See link on Parentmail</td> </tr> <tr> <td>1W</td> <td>3pm</td> <td>See link on Parentmail</td> </tr> <tr> <td>1G</td> <td>3pm</td> <td>See link on Parentmail</td> </tr> </table>	1B	3pm	See link on Parentmail	1S	3pm	See link on Parentmail	1W	3pm	See link on Parentmail	1G	3pm	See link on Parentmail
1B	3pm	See link on Parentmail											
1S	3pm	See link on Parentmail											
1W	3pm	See link on Parentmail											
1G	3pm	See link on Parentmail											
<p>Independent Curriculum</p>	<p>Choose one subject to complete today if you are not reading with your teacher:</p> <ul style="list-style-type: none"> • Spelling/Phonics • PSCHE • Art • Music • PE • Geography <p>Go back to lessons</p>												

Thursday
4th March 2021



English

Live explanation
1
at 9.30am
See link on
Parentmail

Live explanation
2
at 11am
See link on
Parentmail

Live explanation
3
at 1.30pm
See link on
Parentmail

[Explanation
video](#)



WORLD BOOK DAY!

EXPLORE and PRESENT: Make your own page/s of a picture book!

Listen to [You matter](#) by Christian Robinson again.

To celebrate World Book Day, you are going to **make** your own page/s of a picture book! This will be based on *You matter* by Christian Robinson.

You can watch this [Art video by Ms Green](#) and this [ICT video by Mr Lynch](#) to learn techniques to use in your picture book, or you can think of other ways of presenting your ideas. Be as creative as you can!

Some resources to help you:

- The large paper (if making one page) and coloured collage paper in the home learning take-home packs.
- The PDF attachment of *You matter* without pictures
- An iPad or laptop if using ICT (Book Creator app)

Can you add extra words and pages to the book based on your ideas from yesterday?

When you've finished, **upload** your work to SeeSaw. **Remember** to bring in your work on Monday 8th March to share with your class back at school!

Finished? [Click here](#) to see more art inspiration from Christian Robinson.

Reading

1B	3pm	See link on Parentmail
1S	3pm	See link on Parentmail
1W	3pm	See link on Parentmail
1G	3pm	See link on Parentmail


Independent Curriculum

Choose one subject to complete today if you are not reading with your teacher:

- Spelling/Phonics
- PSCHÉ
- Art
- Music
- PE
- Geography

[Go back to lessons](#)

Friday
5th March 2021

<p>Maths A</p> <p>Live explanation at 11am See link on Parentmail</p> <p>Explanation video</p>	<p>Textbook chapter and pages Textbook 1B, chapter 12, lesson 5, solving word problems – part 2 (workbook and deepening)</p>												
	<p>Video link Solving word problems</p>												
	<p>Deepening activity – see maths resource 4</p>												
<p>Maths B</p> <p>Live explanation at 11am See link on Parentmail</p> <p>Explanation video</p> 	<p>Textbook chapter and pages Consolidation: Embed multiplication</p>												
	<p>Video link Embed multiplication</p>												
	<p>Consolidation question – see maths resource 5</p>												
<p>Talking Together</p>	<table border="1" style="margin-left: auto; margin-right: auto;"> <tr> <td>1B</td> <td>1.30pm</td> <td>See link on Parentmail</td> </tr> <tr> <td>1S</td> <td>1.30pm</td> <td>See link on Parentmail</td> </tr> <tr> <td>1W</td> <td>1.30pm</td> <td>See link on Parentmail</td> </tr> <tr> <td>1G</td> <td>1.30pm</td> <td>See link on Parentmail</td> </tr> </table>	1B	1.30pm	See link on Parentmail	1S	1.30pm	See link on Parentmail	1W	1.30pm	See link on Parentmail	1G	1.30pm	See link on Parentmail
	1B	1.30pm	See link on Parentmail										
	1S	1.30pm	See link on Parentmail										
	1W	1.30pm	See link on Parentmail										
	1G	1.30pm	See link on Parentmail										
<p>Reading</p>	<table border="1" style="margin-left: auto; margin-right: auto;"> <tr> <td>1B</td> <td>3pm</td> <td>See link on Parentmail</td> </tr> <tr> <td>1S</td> <td>3pm</td> <td>See link on Parentmail</td> </tr> <tr> <td>1W</td> <td>3pm</td> <td>See link on Parentmail</td> </tr> <tr> <td>1G</td> <td>3pm</td> <td>See link on Parentmail</td> </tr> </table>	1B	3pm	See link on Parentmail	1S	3pm	See link on Parentmail	1W	3pm	See link on Parentmail	1G	3pm	See link on Parentmail
	1B	3pm	See link on Parentmail										
	1S	3pm	See link on Parentmail										
	1W	3pm	See link on Parentmail										
	1G	3pm	See link on Parentmail										
<p>Independent Curriculum</p>	<p>Choose one subject to complete today if you are not reading with your teacher:</p> <ul style="list-style-type: none"> • Spelling/Phonics • PSCHE • Art • Music • PE • Geography <p>Go back to lessons</p>												

Resources – Monday

English resource 1a



MARCH 2021 ISSN 0736-055X • VOL. 77, NO. 6

SCHOLASTIC

NEWS

EDITOR 2

LAST STOP ON MARKET STREET

WRITTEN BY MATT DE LA PEÑA
ILLUSTRATED BY CHRISTIAN ROBINSON

He is also an author.
He writes the words
in books too!

Meet
Christian
Robinson!

He is an **illustrator**. He made the
pictures for this book. How did he do it?

Inside Christian's Studio

Read about where Christian works. Find and  click on the items!

Christian uses many art supplies. Can you find his **lucky pencil**, **scissors**, and **paper fish**?

He takes breaks for snacks! Can you find his **apple core** and **tea mug**?

He doesn't work alone. His dog Baldwin is with him—and so are some other animals! Can you find Baldwin's **green turtle toy**, the **neighbor's cat**, and Christian's **spider friend**?



Thank you,
Christian, for
making this art just
for Scholastic News
readers.



As You Read

Think about the steps Christian takes to make a book.

Christian Robinson loved making pictures. One day, he painted a picture of himself and his grandma. He put it on his website. He didn't think anyone would look at it.

But someone did! A man saw it. He worked for a book company. He loved the picture! The man asked Christian if he would like to illustrate a new book. Christian was excited. He loved to tell stories with pictures. He said he would do it!

2

From Words to Pictures

An author wrote the words for the new book. He loved Christian's painting too. So he wrote his story about it! The story was about a boy named C.J. and his grandma. They took a long bus ride, and C.J. asked questions about all the things they saw.

Christian read the words and thought a lot about the story. Now it was his job to tell the story with his pictures.

First, he used his **imagination**. He asked himself, "What is C.J. like? What clothes does he wear? Where does he live?" Christian

wanted his pictures to answer these questions for the readers.

Next, he drew his ideas. He made rough drawings on little sticky notes. He planned out what would go on each page. He didn't get every drawing right on the first try, but he didn't get upset. "It's OK to make mistakes!" he says.

Then, he made bigger pictures. He added color to them. He used paint and shapes he cut out of colorful paper. That type of art is called **collage**. Christian worked on his collages for months.

Finally, he was done! He had told the story with his pictures. The words and pictures came together to make a beautiful book called *Last Stop on Market Street*. It won a Caldecott Honor! That's a really big award for picture book art.



Love and Joy

Christian has illustrated 16 books now. He has also written words for a book. He loves making books for kids. He says, "If it brings you joy or if you like doing it, keep doing it!"

—by Blair Rainsford

How Christian Does It



1 First, he uses his imagination. He thinks about the story he wants to tell.









2 Next, he makes rough drawings called sketches. He draws them on sticky notes.



3 Then, he makes bigger pictures. He adds color and makes collages.

3

English resource 1b

<p>Who will the characters be?</p>  <p>characters</p>	
<p>Why will CJ be sad?</p>  <p>sad</p>	
<p>What or who will cheer CJ up? How?</p>  <p>cheer</p>	
<p>What will Market Street be like? Why do you think that?</p>  <p>street</p>	
<p>What will CJ learn?</p>  <p>learn</p>	
<p>How will CJ's feelings change in the story?</p>  <p>feelings</p>	

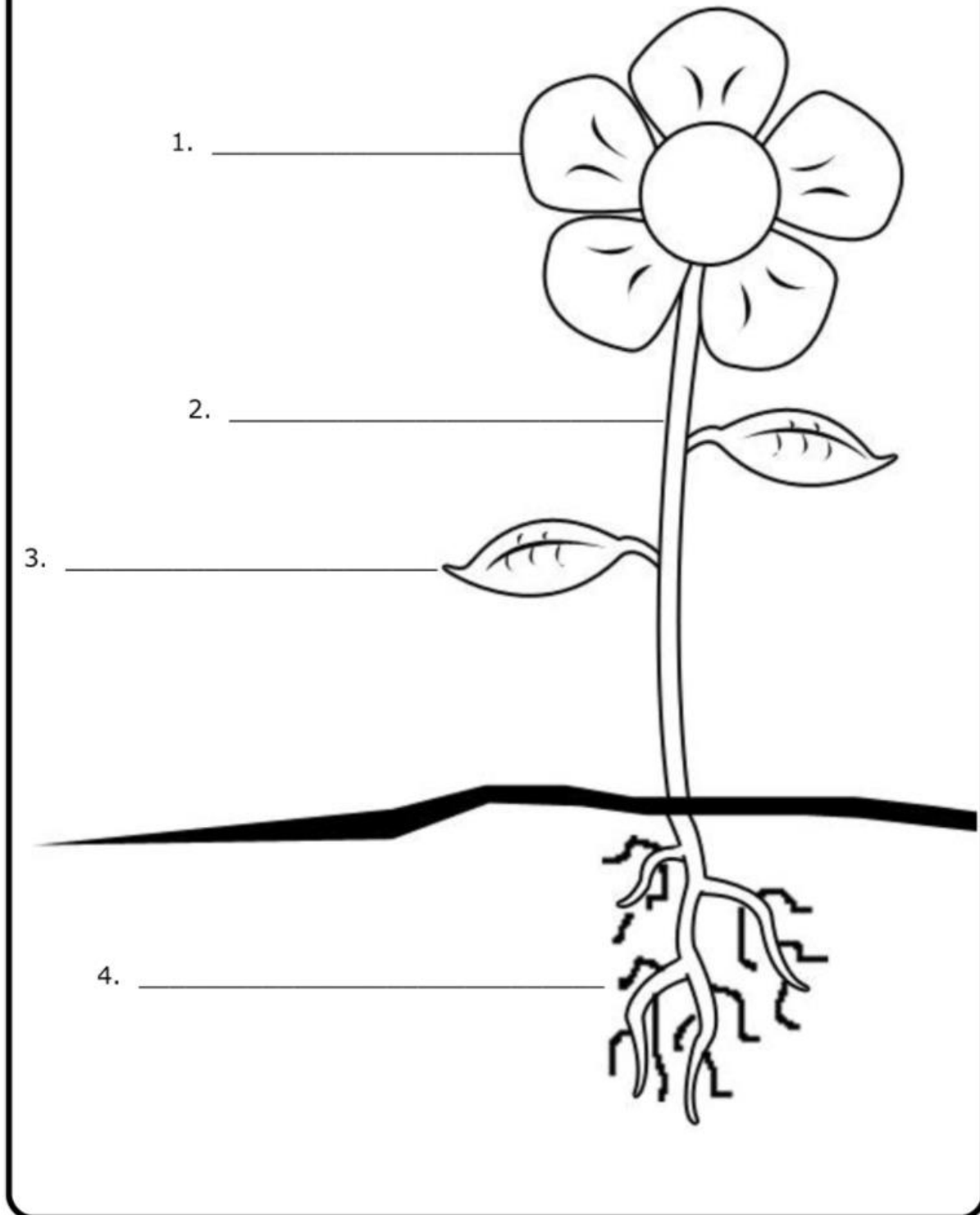
[Return to lesson](#)

Science resources

Science resource 1

What do plants look like?

Parts of a Plant





[Return to lesson](#)

Resources - Tuesday

English resources

English resource 2





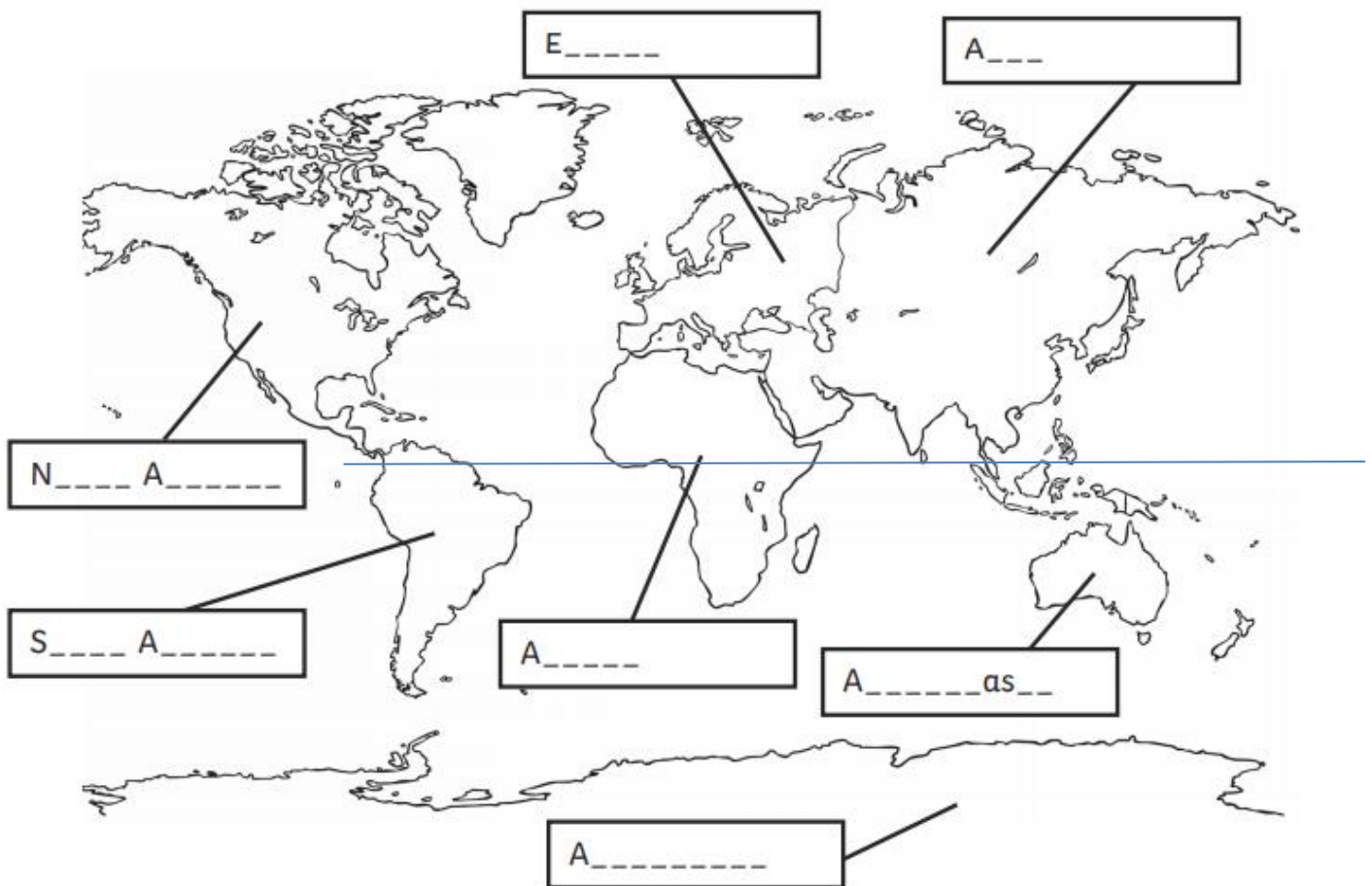
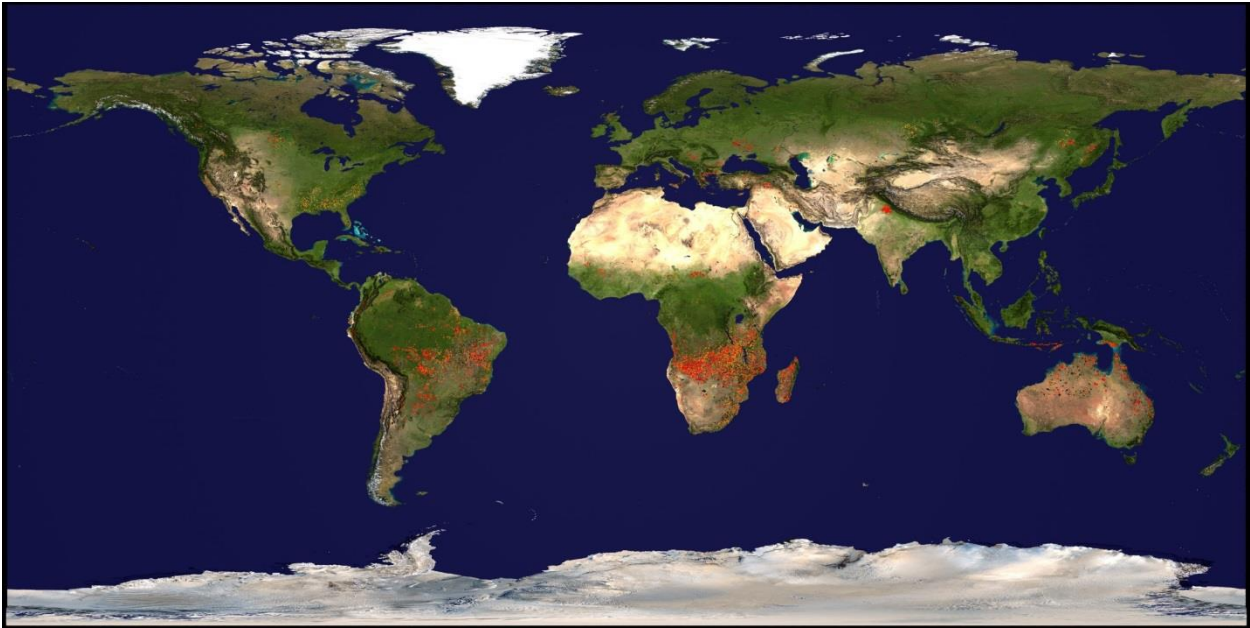
1. How have the man's feelings changed throughout the story?
2. What advice would you give to the man at the beginning of the story?
3. How do **you** feel when it rains? Why?

[Return to lesson](#)

Geography resources

Geography resource 1

Session 2:



Colour North America: **yellow**. South America: **green**. Asia: **purple**. Africa: **red**. Europe: **orange**. Australasia: **brown**. Antarctica: **blue**.

[Return to lesson](#)

Resources – Wednesday

English resources

English resource 3a


pest 	a device that magnifies tiny objects, or makes them look larger.
microscope 	separated from others
tide 	a plant or animal that is harmful to humans or property
busy 	the regular rise and fall of sea levels
astronaut 	lots of activity
lost 	A person who is trained to travel into outer space
alone 	unsure where you are

[Return to lesson](#)

English resource 3b




1. What does the girl see through the microscope?



2. What do you think the sea creature is that is not swimming with the tide?

When everyone thinks you're a pest.



3. Which insect is a **pest**? Why is it called a 'pest'?



4. What do you think the dinosaurs are running from? Why?



5a. Which 'gassy' star is in this picture?

5b. Which planet has the author written 'You matter' under?



6. What or who do you think the astronaut is thinking about?
How do you know?



8a. Which animal is lost? _____

8b. Have you ever been lost? How did it make you feel?



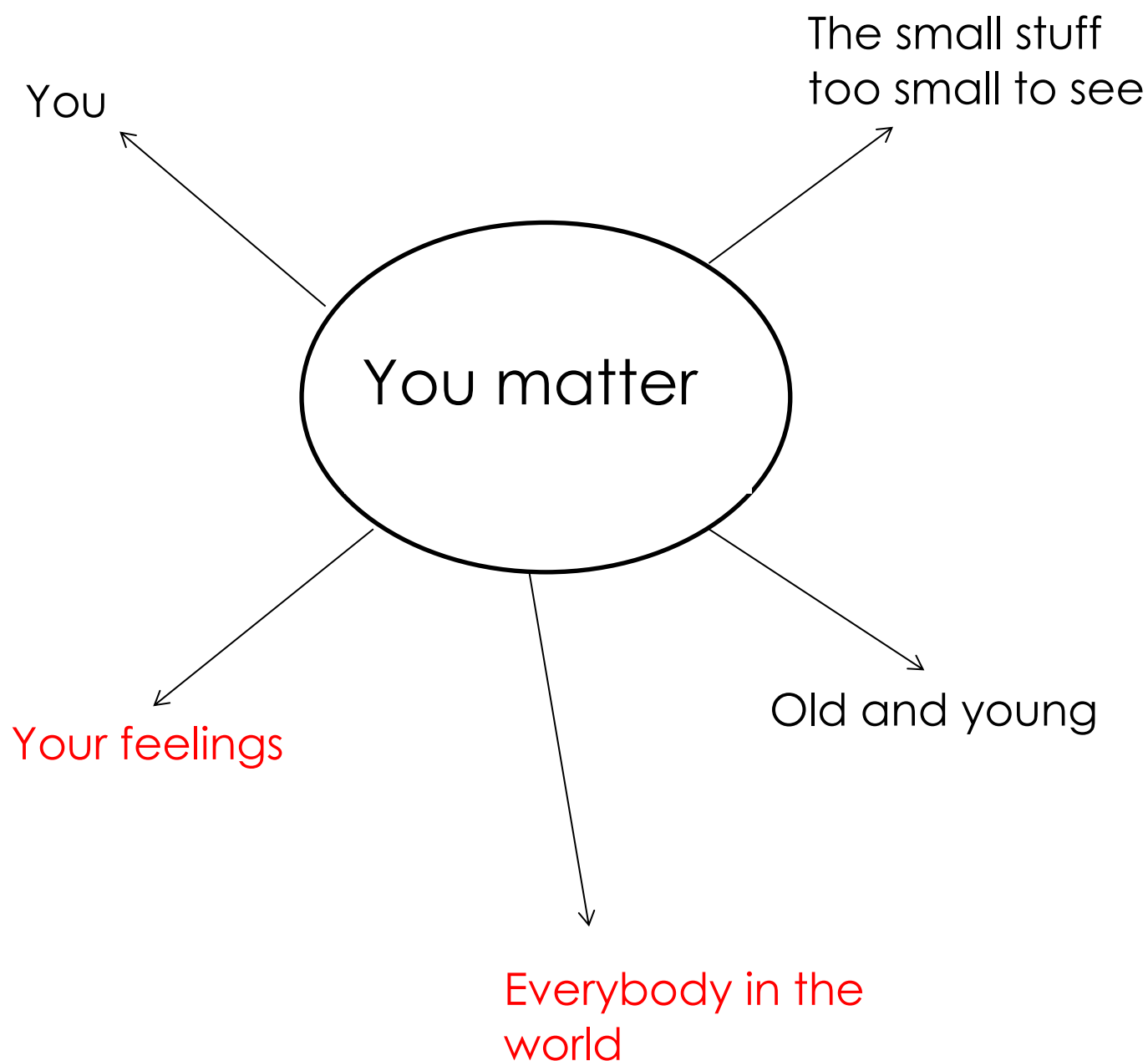
9. What is too small to see? _____

10. What is the message in the story?

[Return to lesson](#)

English resource 3c

What other things can you think of which could be included in the book, *You matter?* Add your ideas to the diagram.



[Return to lesson](#)

Resources – Thursday

Maths resources

Maths resource 4

Mind Workout

Holly wants to buy 8 cupcakes for a party.



She wants to have an equal number of cupcakes in each box.
How many ways can Holly buy the cupcakes?

[Return to lesson](#)

Resources – Friday

Maths resources

Maths resource 5

Maths Journal

Look at the picture.



Make three stories about equal groups.
Use these words to help you.

car

train carriage

teacup

[Return to lesson](#)

Phonics and spelling resources

Phonics resource *

WALT: Read or alternates

Match these words with the pictures.




The dog licked his paw.



The rocket was launched.



The claw ripped the shorts.



T-rex is a dinosaur.



Use these words in sentences:

saw

torn

August

[Return to lesson](#)

Phonics resource **

WALT: read and spell or alternates



Read the passage and find the words with or alternates and sort them into the table.

“Help!” An awful sound filled the chilly autumn air. It came from the little, haunted house at the end of the street. It was only a short distance away. Carefully, Paul walked across the lawn and saw claw marks on the door.

aw	au	or	other

Use the words below to fill in the sentences.

see - saw	raw	straw	August	jaws
-----------	-----	-------	--------	------

1. My rabbit sleeps on _____.
2. I like to play on the _____.
3. A hippo has big _____.
4. My birthday is in _____.
5. That meat is _____.

[Return to lesson](#)

Phonics resource ***

WALT: read and spell or alternates



Read the passage and find the words with or alternates and sort them into the table.

“Help!” An awful sound filled the chilly autumn air. It came from the little, haunted house at the end of the street. It was only a short distance away. Carefully, Paul walked across the lawn and saw claw marks on the door.

aw	au	or	other

Can you work out what the underlined word means?

“Don’t dawdle!” yelled Dad. “At this speed we will never get to school.”

The lady was exhausted after running a long race.

The queen put her tea cup back onto the saucer.

[Return to lesson](#)

Spelling Grid

My spellings to practise:

Rainbow writing (write each letter in a different colour)

Pyramid Writing - practise writing each word like this: w

wo
wor
word
words

Look, say, cover, write, check:


[Return to lesson](#)

Curriculum resources

PSCHE resource 1

Lesson 2 – Online Safety

Talk about the story



[Return to lesson](#)